

Primary 6 Mathematics Curriculum Briefing 2026



Outline

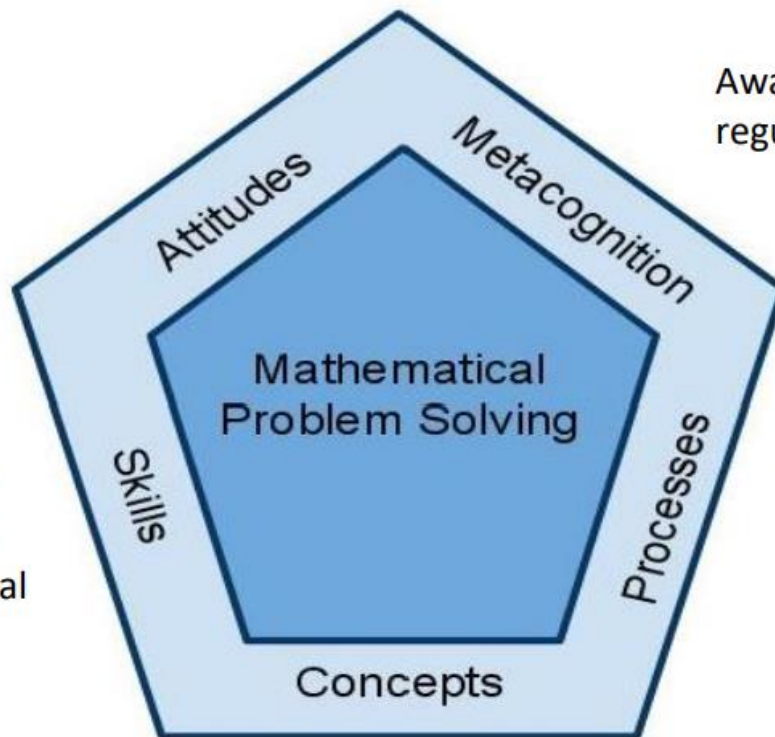
- Mathematics Curriculum Framework
- Mission
- Approach to Teaching & Learning
- Assessment



MOE Mathematics Curriculum Framework

Belief, appreciation,
confidence, motivation,
interest and perseverance

Awareness, monitoring and
regulation of thought processes



Proficiency in carrying out
operations and algorithms,
visualising space, handling
data and using mathematical
tools

Competencies in abstracting
and reasoning, representing
and communicating,
applying and modelling

Understanding of the properties and
relationships, operations and
algorithms



Mission



To enable our students to master mathematical concepts and skills for everyday life and to equip them with process skills to solve mathematical problems.



Content Sequence for P6 Standard Math

Fractions	Circles
Ratio	Volume of Cube and Cuboid
Percentage	Average
Angles in Geometric Figures	Algebra



Content Sequence for P6 Foundation Math

Fractions	Pie Charts
Decimals	Area of Triangles
Percentage	Properties of Triangles
Average	Angles in Triangles, Rectangles and Squares
Volume	



Approach to Teaching & Learning

CONCRETE

PICTORIAL

ABSTRACT



Approach to Teaching & Learning



Fraction Discs



3-D solids



Nets

Use of concrete manipulatives to develop conceptual understanding

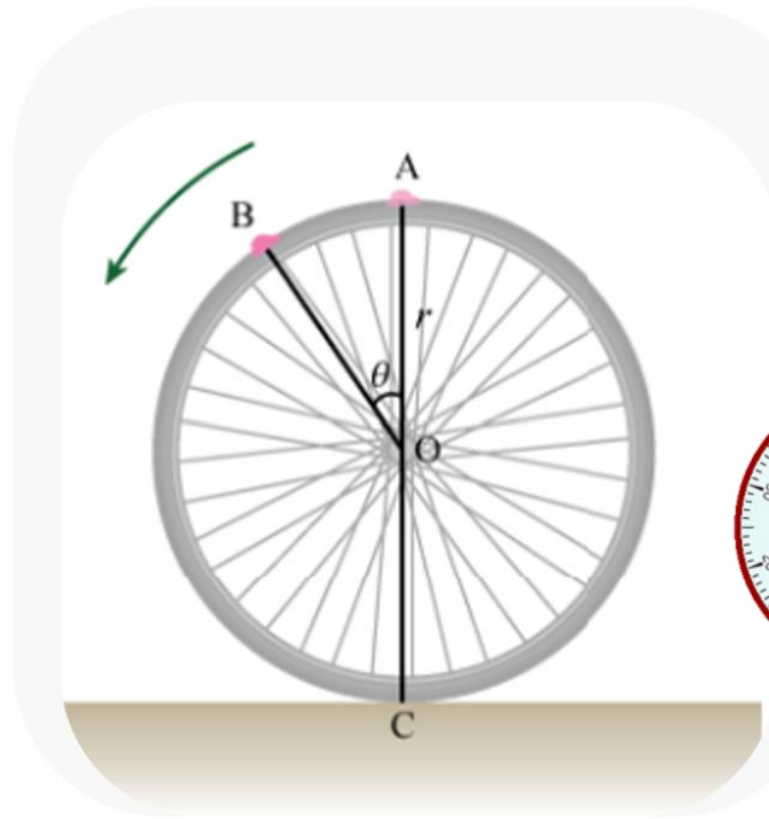


The Math Concept

Understanding and relating the circumference to the distance covered



- (9) A wheel has a radius of 21 cm. How many complete turns must it make to cover a distance of 1980 cm? (Take $\pi = \frac{22}{7}$.)



Empathize

The pain point and the why

YEO YUAN XIN, TYLIA NOELLE
Response • 0

To ensure that the reliability of the results
and make sure it is accurate


KASLYN
Response

To know
are

Define

Find the perimeter of the basketball court.

Ideation



How to make a wheel that measures distances

Prototype

Making the measuring wheel




Testing

Student use their designed wheel to measure
the basketball court

Q1

RECOMMENDED 1 min


Estimate the length and breadth of the basketball
court.



Q2

RECOMMENDED 4 min

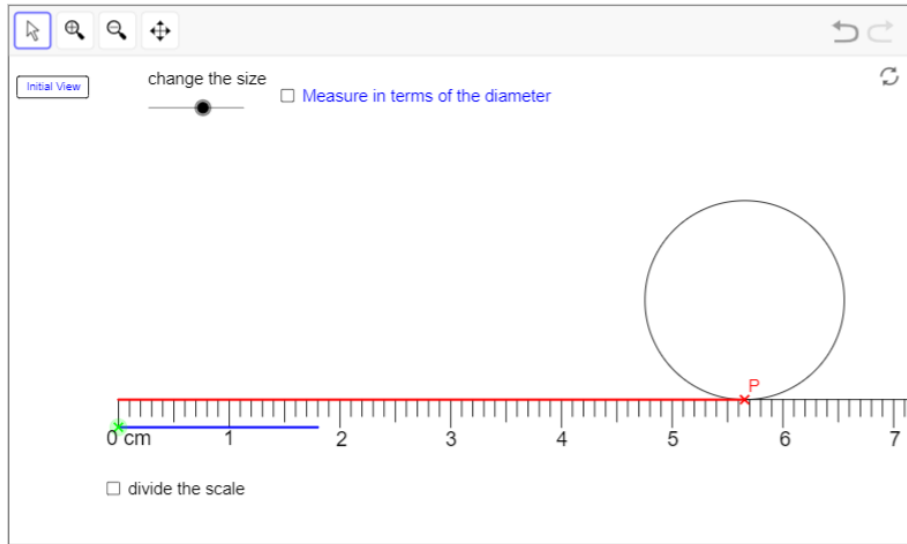
Using your designed wheel, measure the length and
breadth of the basketball court.



Experiential Learning



ICT Enriched Lessons



The actual value is represented by π , which is read as **pi**.
 π is given by $\frac{22}{7}$ which is about **3.14**.

So,


**The circumference of any circle =
 $\pi \times \text{Diameter}$**



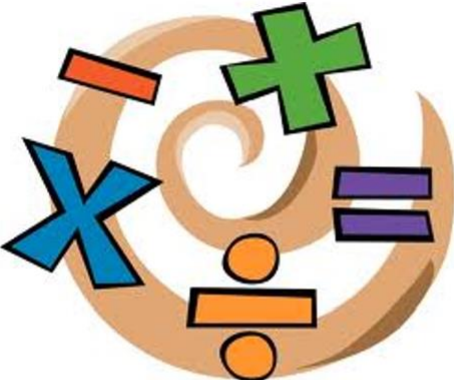
	A	B	C	D
1	Names:	Diameter	Circumference	Circumference ÷ Diameter
4	Grace	1.5	4.7	3.13
5	Melanie	1.4	4.4	3.14
6	Sasha	1.7	5.3	3.12
7	Erina	1.1	3.5	3.18
8	Irdina	2.6	8.2	3.15
9	Tian Yi	1.2	3.8	3.17
10	Arra	1	3.1	3.10
11	Abeerah	1.2	3.8	3.17
12	Anaya	1.7	5.3	3.12
13	Cheryl	1	3.1	3.10
14				



Heuristics Skills




RAFFLES GIRLS' PRIMARY SCHOOL
MATHEMATICS
PRIMARY 6



Whole Number

Problem Sums

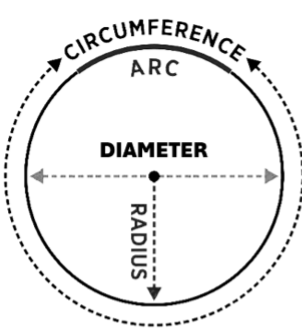

Key Concepts	Completed
1. Constant Difference	
2. Proportion / Grouping	
3. More than / Less than with Internal Transfer	
4. More than / Less than	



Ratio

Problem Sums

Concepts	
1. Repeated Identity	
2. One Item Constant	
3. Constant Total	
4. Constant Difference	
5. Part - Whole	
6. Number & Amount	
7. Gaps & Difference	

CIRCLES BOOKLET

S/N	Key Concept	
1	Useful Notes: <ul style="list-style-type: none"> Different types of π Formulae for circumference & area of circles Basic shapes in circles Thinking routine for composite figures 	
2	Perimeter in Composite Figures	
3	Area in Composite Figures	
4	Visualisation & Transformation (Cut-and-Paste)	



Polya's 4 Steps to Problem Solving

UNDERSTAND

- Read the question carefully
- Take note of key words / information
- What are you asked to solve?

PLAN

- Think about similar problem you have solved before.
- Any clues to guide you on the strategy to be applied here?
e.g make a list, draw a model etc

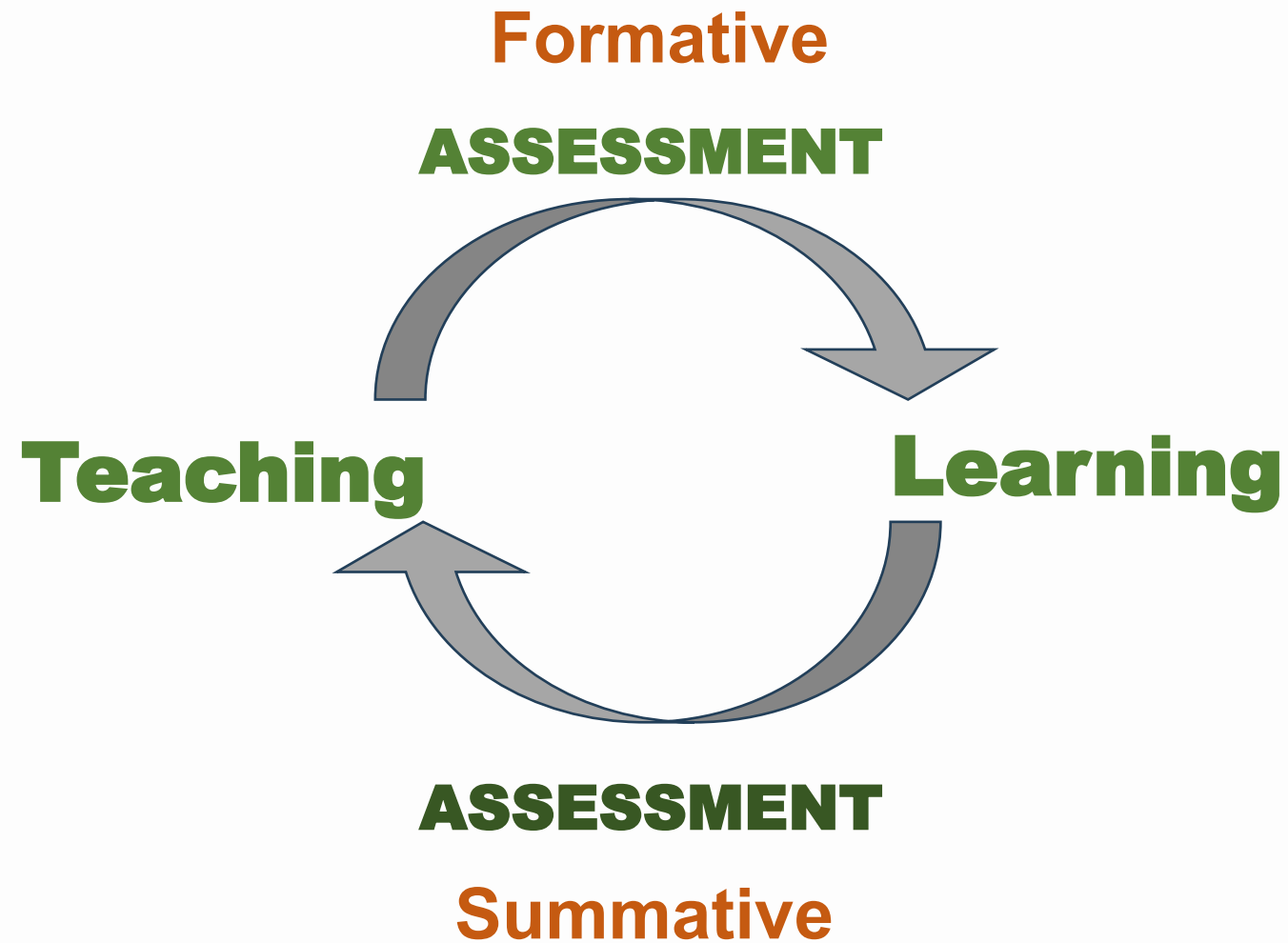
SOLVE

- Follow your plan step by step.
- Write the equations and check each step as you go

CHECK

- Does your answer make sense?
- Does your answer fit the conditions given in the question?
- Do you need to include any units in your answer?





Formative Assessment

- Daily work
- Topical Review
- Teacher's observation and feedback



P6 Standard Mathematics

Weighted Assessment 1	Weighted Assessment 2
Term 1 Week 9	Term 2 Week 9
30 marks	30 marks
Topics: <ul style="list-style-type: none">• Whole Numbers• Fractions• Ratio	Topics: <ul style="list-style-type: none">• Percentage• Angles in Geometrical Figures• Circles• Measurement



P6 Foundation Mathematics

Weighted Assessment 1	Weighted Assessment 2
Term 1 Week 9	Term 2 Week 9
30 marks	30 marks
Topics: <ul style="list-style-type: none">• Whole Numbers• Fractions• Decimals	Topics: <ul style="list-style-type: none">• Percentage• Average• Volume



PSLE Standard Mathematics Exam Format

Paper	Booklet	Item Type	Number of questions	Number of marks per question	Total marks	Weighting	Duration
1 No Calculator	A	MCQ	10	1	10	50%	1 h 10 min
			8	2	16		
	B	SAQ	12	2	24		
2 Calculator		SAQ	5	2	10	50%	1 h 20 min
		LAQ/ Structured	10	3, 4, 5	40		
Total			45	-	100		2 h 30 min



PSLE Foundation Mathematics Exam Format

Paper	Booklet	Item Type	Number of questions	Number of marks per question	Total marks	Duration
1	A	Multiple-choice	10	1	10	1 h
			10	2	20	
	B	Short-answer	8	2	16	
2		Short-answer	10	2	20	45 min
		Structured	4	3 or 4	14	
Total			42	-	80	1 h 45 min



Good habits for your child to adopt

- Read the question carefully
- Take note of key words and information given.
- Present solutions clearly
- Annotate or write short statements for the working
- Check that they have computed the answer correctly at each step before moving on to the next step
- Include relevant units in the answer
- Read the question again to ensure that they have answered the question



Empowering Math Learning at Home

○

- Show the relevance of Math in real-life
- Play Math Games
- Provide a supportive environment
- Encourage a Growth Mindset



o



Thank you!

